

WEAKLY SUPERVISED SPOKEN TERM DISCOVERY USING CROSS-LINGUAL SIDE INFORMATION

Sameer Bansal¹, Herman Kamper^{1,2}, Sharon Goldwater¹, Adam Lopez¹

¹Institute for Language, Cognition, and Computation

²Centre for Speech Technology Research

School of Informatics, University of Edinburgh, UK

{s.bansal-2, h.kamper}@sms.ed.ac.uk, {sgwater, alopez}@inf.ed.ac.uk

ABSTRACT

Recent work on *unsupervised term discovery* (UTD) aims to identify and cluster repeated word-like units from audio alone. These systems are promising for some very low-resource languages where transcribed audio is unavailable, or where no written form of the language exists. However, in some cases it may still be feasible (e.g., through crowdsourcing) to obtain (possibly noisy) *text translations* of the audio. If so, this information could be used as a source of side information to improve UTD. Here, we present a simple method for rescoring the output of a UTD system using text translations, and test it on a corpus of Spanish audio with English translations. We show that it greatly improves the average precision of the results over a wide range of system configurations and data preprocessing methods.

Index Terms— Unsupervised term discovery, low-resource speech processing, speech translation, weakly supervised learning

1. INTRODUCTION

High-quality automatic speech recognition (ASR) systems require hundreds of hours of transcribed training data. As a result, they are currently available for only a tiny fraction of the world's several thousand languages [1]. To broaden accessibility, research on *zero-resource* speech technology aims to develop useful systems, such as unsupervised term discovery [2–4] or query-by-example [5–7], without the need for transcribed audio data. While considerable progress has been made in this area recently [8–11], learning from audio alone is very challenging. Here, we ask whether using side information could improve performance.

In particular, we address the task of *unsupervised term discovery* (UTD), which aims to identify and cluster repeated word-like units from audio. We show that UTD can be improved using side information from text translations of the audio into another language. Such translations can often be obtained rapidly through crowd-sourcing, for example in disaster relief scenarios such as the 2010 Haiti earthquake [12]. And when the low-resource language has no written form, text translations (ideally into a related language, as in [13]) may be considerably easier to obtain than a phonetic transcription.

In addition to improving UTD, our work may feed into the development of cross-lingual tools for low-resource languages, in particular systems for *translating* speech from a low-resource language to a higher-resource language. A traditional pipeline would use ASR to transcribe the audio, followed by machine translation of the transcriptions. However, training such a system requires both transcribed audio in the low-resource language and parallel text. Recent work [14] has begun to explore how to translate key words and phrases based on

the kind of training data we use here. Our work could inform future approaches to this task.

Although our ultimate goal is to work with truly low-resource languages, ours is the first attempt we know of to address this task setting, so as a proof of concept we present results using a dataset of Spanish speech paired with English text translations [15]. We use an open-source UTD system to discover potential word-like units from the audio, then use a simple rescoring method to improve the UTD output based on the translation information. Our results show large improvements in average precision across a wide range of hyperparameter settings, and also across cross-speaker matches.

2. UNSUPERVISED TERM DISCOVERY

Zero-resource speech technology addresses a number of different problems, ranging from automatic discovery of subword units [16,17] and improved feature representations [18,19] to full segmentation and clustering of the audio into word-like units [9,11,20,21]. Unsupervised term discovery is one of the most well-developed areas. Essentially, UTD systems search for pairs of audio segments that are similar, as measured by their dynamic time warping (DTW) [22] distance. This task is inherently quadratic in the input size, and early systems [2,23] were prohibitively slow. Here, we use the open-source implementation in the Zero Resource Toolkit (ZRTools)¹ [4], a state-of-the-art system which uses a more efficient two-pass approach. It is also the only freely available UTD system we know of.

2.1. Overview of the ZRTools UTD system

In its first pass, ZRTools uses an approximate randomized algorithm and image processing techniques to extract potential matching segments. Image processing is used based on the intuition that if we plot the cosine similarity between every frame of the input feature vector representation (e.g. MFCCs), any repeated segments in the pair of utterances will show up as diagonal line patterns. Figure 1(a) illustrates this, showing a clear diagonal pattern corresponding to similar words in two utterances.

In its second pass, ZRTools computes a normalized DTW score over potential matches to extract the final output. It returns segment pairs longer than a minimum duration (we used the recommended value of 500ms) along with their DTW score (between 0 and 1, with higher scores indicating greater similarity). These word-like or phrase-like segments can then be used for downstream tasks like keyword search and topic modeling [2,23,24].

Full details of the system can be found in [4].

¹<https://github.com/arenjansen/ZRTools>

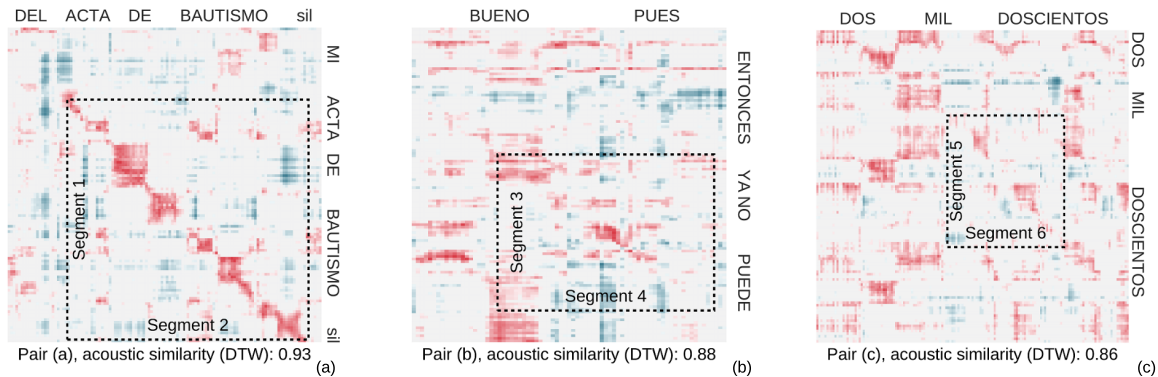


Fig. 1. Acoustic similarity for utterance pairs. Dark/Red regions indicate strong match, Light/Blue indicate weak match. Dotted boxes mark the matching segments returned by UTD. (a) True Positive: Strong score for correct match. (b) False Positive: Strong score for incorrect match. (c) False Negative: Weak score for correct match. (Utterances are cropped for space so not all words are shown.)

2.2. Limitations of UTD

Like all UTD systems, ZRTools identifies patterns using acoustic information only. This can lead to various types of errors which we hope to reduce using cross-lingual side information.

2.2.1. Mismatch between acoustic and semantic information

Some phonetically similar pairs identified by UTD are nevertheless different semantically, as illustrated in Figure 1(b). The words in the utterances are different, but UTD identifies similar phoneme sequences *a n o p w e* and *e n o p w e*. Acoustic information alone cannot overcome these errors, yet they will cause semantic errors in downstream applications such as machine translation or spoken document retrieval.

On the other hand, due to noise and variability (both within and across speakers), not all semantically correct matches will be assigned a high DTW score. The ZRTools documentation recommends using a DTW score threshold of 0.88 to filter good matches, yet there are many correct pairs with scores lower than 0.88. One example is illustrated in Figure 1(c), where a correct match has a score just below the cut-off threshold. Of course, we can lower the DTW threshold to return more pairs (raise recall), but this will also increase the number of incorrect pairs returned (lower precision).

2.2.2. Silence and filler words as valid matches

UTD is sensitive to silence regions, background noises, and filler words, all three of which commonly occur in conversational speech. We observed that these phenomena generate a large number of discovered pairs, since they are frequent and are often good acoustic matches with each other.

The number of non-word pairs found by UTD due to these phenomena depends on the preprocessing of the data. To show that our method improves UTD output regardless of preprocessing, we experiment with two different preprocessing methods.

First, we use the automatic voice activity detection (VAD) script that comes with ZRTools, which uses Root Mean Squared (RMS) Energy detection to label VAD regions. Only these regions are then used when searching for patterns. This method aggressively filters out silence but removes a considerable amount of valid speech. It also retains many filler words, which often have high energy and long duration.

Alternatively, we can use a forced alignment (FA) of the speech data with the transcripts to filter out non-speech regions. This method would not be available in a true zero-resource situation, but might better reflect the output of a more sophisticated automatic VAD system, and has the advantage of retaining more of the training data. However, we observed that it removes fewer silent regions than the VAD system.

Regardless of which preprocessing method is used, UTD will tend to find a large number of matches based on non-word regions. However, the translations for such non-word pairs will rarely contain any content words in common, so rescoring them based on their translations should reduce these spurious matches.

3. IMPROVING UTD USING TRANSLATIONS

Given pair of speech utterances, we hypothesize that the **similarity in their translations provides a (noisy) signal of the semantic similarity between the discovered acoustic units, and that this signal can improve UTD.**

Consider the examples in Table 1, which shows the English translations of the utterances containing the segments depicted in Figure 1. (The utterances are cropped, so not all Spanish words are shown.) Stop words are shown in parentheses; we filter these out using the NLTK toolkit² before computing translation similarity. Notice that the two pairs (a and c) that have matching Spanish words also have matching English content words, even though one of them falls below the recommended 0.88 threshold for a UTD (acoustic) match. On the other hand, pair (b) has a high UTD score due to phonetic similarity, but there is no match between the English words.

To exploit these observations, we rescore the pairs returned by ZRTools using their translation similarity. If dtw_i is the acoustic similarity score for pair i computed by ZRTools, and J_i is the translation similarity score (described below), then the new score of pair i is computed as the α -weighted mean between the two:

$$score_i = (1 - \alpha) \times dtw_i + \alpha \times J_i \quad (1)$$

To compute the similarity J between a pair of English translations, we treat each translation as bag of words (after filtering for stop

²<http://www.nltk.org/>

Pair	Seg	English translation	Acou. sim.	Transl. sim.
a	1	(to) tell (them) (to) send (me) (my) baptism act	0.93	0.125
	2	(we) (are) going (to) need (the) sacrament (of) baptism paper		
b	3	(not) (now) (now) (then) (he) cant anymore	0.88	0
	4	yes well (its) good well yeah		
c	5	okay (this) (the) address two thousand two hundred	0.86	0.600
	6	two thousand two hundred		

Table 1. English translations for the utterance pairs shown in Figure 1. The acoustic (DTW) similarity and translation (Jaccard) similarity for each pair is also shown. Stop words (in parentheses) are not used to compute translation similarity. Matching content words in **bold**.

# conversations	Preprocessing	Active speech (hrs)
20	VAD	0.91
50	VAD	2.29
20	forced alignments (FA)	2.80
50	forced alignments (FA)	6.92

Table 2. The four sets of input speech data used for UTD showing total speech after preprocessing by VAD or forced alignment.

words), and use Jaccard similarity [25]:

$$J = \frac{|E_1 \cap E_2|}{|E_1 \cup E_2|} \quad (2)$$

where E_1 is the set of content words in translation 1 and E_2 is the set of content words in translation 2.

Note that even seemingly low translation similarity scores (such as 0.125 for pair (a) in Table 1) are still a strong signal of semantic similarity between acoustic matches, because any non-zero score indicates some content words in common. Empirically we have observed $J \geq 0.1$ to be a good indicator of a correct match (although in practice we do not impose any threshold on J).

4. EXPERIMENTAL SETUP AND EVALUATION

In all experiments, the input consists of speech from the CALLHOME Spanish corpus and the crowdsourced English translations of [15]. The corpus consists of speech from telephone conversations between native speakers. We use the default feature representation as used by ZRtools: 39-dimensional Relative Spectral Transform - Perceptual Linear Prediction (PLP) feature vectors.

We carry out four sets of experiments as summarized in Table 2. Note that the energy-based VAD filters out far more of the data than forced alignment. For each phone call, we have two channels of audio, each with at least one speaker, but sometimes more. The same speaker may be on multiple calls. However, for the purposes of our cross-speaker evaluation, we assume that each channel corresponds to a unique speaker.

To evaluate the results of the raw UTD system and our rescoring method, we use the original Spanish CALLHOME transcripts to check if a pair of discovered speech segments is actually a true match. Note that the transcripts are not otherwise used as input to our system, except to filter non-speech in the forced alignment setting, where it serves as a kind of oracle for speech detection. For each pair

Config	$D = 0.80$		$D = 0.88$	
	Corr./Tot.	xspk	Corr./Tot.	xspk
20, VAD	66/206 (.32)	5	52/90 (.58)	1
50, VAD	182/1330 (.14)	35	138/490 (.28)	11
20, FA	1064/7541 (.14)	114	728/2339 (.31)	18
50, FA	3119/43762 (.07)	963	1918/11114 (.17)	287

Table 3. Number of pairs returned by ZRTools for different thresholds ($D = 0.8$, $D = 0.88$) and input configurations (20 or 50 conversations, with non-speech regions filtered using energy-based VAD or forced alignments). **Corr./Tot.** is the number of correct and total pairs discovered, yielding precision values in parentheses. **xspk** is the number of correct pairs discovered across speakers.

of segments, we retrieve the corresponding words (as per the time stamps) from the transcripts. We retrieve any words which either partially or completely overlap with ZRTools output. The retrieved words are then filtered for stop words using NLTK. A discovered pair is marked as correct if the two segments have at least one content word in common; otherwise, it is marked as incorrect.

To implement our rescoring method, we begin by running UTD with an acoustic matching threshold of $D = 0.8$, which is considerably lower than the ZRTools recommended level of $D = 0.88$. An empirical check suggested that very few correct pairs had scores below 0.8, and this value of D gives us enough potential pairs to perform rescoring.

For evaluation, we treat the set of correct pairs returned with $D = 0.8$ as the total number of possible correct pairs—that is, recall values are computed with respect to this number. Therefore, a recall value of 1 does *not* mean that all correct pairs in the entire dataset have been identified, only those whose DTW score is above 0.8.

Using our recomputed scores (as defined in Equation 1) we can choose a new threshold value S , and return pairs that score above S . For each value of S , we can compute precision and recall:

$$\text{Precision@}S = \frac{\sum_{i=1}^N (\text{correct}_i \wedge \text{score}_i \geq S)}{\sum_{i=1}^N (\text{score}_i \geq S)} \quad (3)$$

$$\text{Recall@}S = \frac{\sum_{i=1}^N (\text{correct}_i \wedge \text{score}_i \geq S)}{\sum_{i=1}^N (\text{correct}_i \wedge \text{dtw}_i \geq 0.80)} \quad (4)$$

where correct_i indicates if a UTD output pair is correct or not, and N is the total number of pairs discovered with DTW threshold $D = 0.80$. We find the Precision/Recall curve by considering all possible values of S , and then compute the **average precision** (AP) as the area under this curve.

5. RESULTS AND DISCUSSION

5.1. Baseline UTD system

Table 3 lists the number of pairs discovered by running the baseline UTD system in each configuration. The number of pairs discovered using energy-based VAD is low, as expected, due to large parts of speech data being filtered out. Using forced alignments gives us a higher number of discovered pairs, but at a cost of precision. The low number of cross-speaker pairs listed in Table 3 highlights the difficulty of discovering these, though they are important for downstream tasks [26, 27]. Translation information may be particularly helpful for identifying cross-speaker pairs, but our method is limited by the small number of pairs that are discovered in the first place, as shown

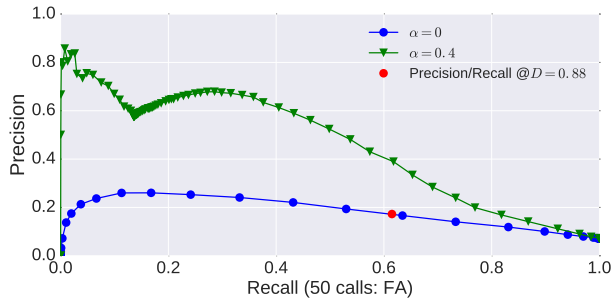


Fig. 2. Precision/Recall curves for the 50, FA configuration, with $\alpha = 0$ (baseline UTD) and $\alpha = 0.4$ (our system). AP is computed as the area under the respective curves.

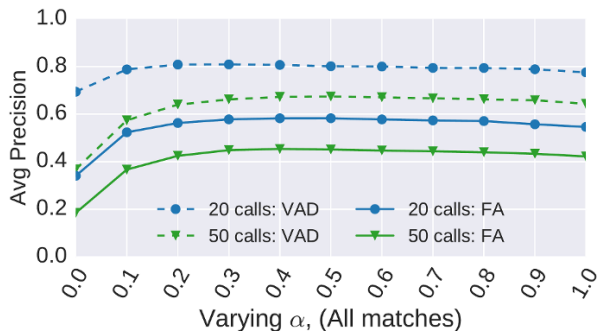


Fig. 3. Average precision for various configurations, varying α from 0 (translations not used) to 1 (only using translation similarity).

in the xspk columns in Table 3. In future work we plan to investigate whether translation information could be fed into the UTD system at an earlier stage to help discover more cross-speaker pairs.

5.2. Improvements using translations

Figure 2 illustrates the benefit of our system, showing Precision/Recall curves for the (50, FA) setting. By using only acoustic information and varying the value of D , only points on the lower (blue) curve can be achieved (e.g., the red point is for $D = 0.88$). Using translations (here $\alpha = 0.4$) clearly improves results.

To show that these benefits are not highly sensitive to α , Figure 3 plots the AP for all configurations listed in Table 2, for α between 0 and 1. For every configuration and every $\alpha > 0$ setting, we obtain higher AP than the baseline $\alpha = 0$, often by a large margin. AP scores for $\alpha = 0.4$, which is one of a range of good values, are listed in Table 4. Note that the AP numbers are only comparable between systems using the same data/preprocessing configuration, since the total number of pairs that need to be discovered to achieve 100% recall is different in each case (it is given by the number of correct pairs at $D = 0.8$ in Table 3).

Figure 4 compares our system directly to the UTD system’s recommended setting of $D = 0.88$, which returns about 11K matches yielding a precision of 0.17. If we set S in our system to return the same number of matches, the precision rises to 0.21. We similarly found that for cross-speaker matches, at 6.9K predictions (the baseline output), our system using translation improves precision from 0.04 to 0.07.

Figure 3 shows that at $\alpha = 1$, the AP is higher than at $\alpha = 0$, which seems to imply that ignoring the DTW score and only using

Config	AP: all matches		AP: cross-spkr only	
	$\alpha = 0$	$\alpha = 0.4$	$\alpha = 0$	$\alpha = 0.4$
20, VAD	0.694	0.806	0.089	0.375
50, VAD	0.368	0.672	0.066	0.322
20, FA	0.341	0.583	0.025	0.130
50, FA	0.185	0.454	0.036	0.128

Table 4. AP: Average precision results for $\alpha = 0$ (baseline UTD) and our system with $\alpha = 0.4$. Including results for all matches, and Cross-Speaker only.

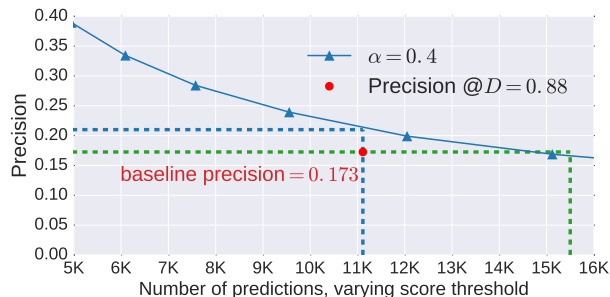


Fig. 4. Predictions/Precision plot for $\alpha = .4$ (50 conversations, with non-speech regions filtered using forced alignments). The dot marker indicates the precision with recommended $D = 0.88$. The plot shows that our system has better precision.

translation similarity yields better results. However, recall that we started by pruning the ZRTools output using a DTW threshold of 0.80, so even with $\alpha = 1$, our system is not actually ignoring acoustic information. In addition, the UTD system provides important information about segment boundaries which translations alone cannot.

As discussed in Section 2.2.2, we observed that UTD discovers many filler words with high DTW score, but their translation score should be low. Unfortunately it is difficult to quantify how well our system filters out these matches since filler words are usually not transcribed in our data.

6. CONCLUSION

We have shown that side information in the form of translations improves the output of UTD across a wide range of settings. In future work, we will use the improved UTD output to learn better cross-speaker speech features for low-resource settings, and explore the use of translations as a preprocessing step for UTD, by helping guide the search for matches. We also aim to expand this work into a semi-supervised setting, using additional unlabeled speech data to improve UTD. We believe this can be done using approaches such as label propagation [28] and label spreading [29, 30].

7. ACKNOWLEDGMENTS

We thank David Chiang and Antonios Anastasopoulos for sharing alignments of the CALLHOME speech and transcripts; Aren Jansen for assistance with ZRTools; and Marco Damonte, Federico Fancellu, Sorcha Gilroy, Ida Szubert, and Clara Vania for comments on previous drafts. This work was supported in part by a James S McDonnell Foundation Scholar Award and a Google faculty research award.

8. REFERENCES

- [1] L. Besacier, E. Barnard, A. Karpov, and T. Schultz, "Automatic speech recognition for under-resourced languages: A survey," *Speech Communication*, vol. 56, pp. 85–100, 2014.
- [2] A. S. Park and J. R. Glass, "Unsupervised pattern discovery in speech," *IEEE Trans. Audio, Speech, Language Process.*, vol. 16, no. 1, pp. 186–197, 2008.
- [3] Y. Zhang and J. R. Glass, "Towards multi-speaker unsupervised speech pattern discovery," in *Proc. ICASSP*, 2010.
- [4] A. Jansen and B. Van Durme, "Efficient spoken term discovery using randomized algorithms," in *Proc. ASRU*, 2011.
- [5] Y. Zhang, R. Salakhutdinov, H.-A. Chang, and J. R. Glass, "Resource configurable spoken query detection using deep Boltzmann machines," in *Proc. ICASSP*, 2012.
- [6] F. Metze, X. Anguera, E. Barnard, M. Davel, and G. Gravier, "The spoken web search task at MediaEval 2012," in *Proc. ICASSP*, 2013.
- [7] K. Levin, A. Jansen, and B. Van Durme, "Segmental acoustic indexing for zero resource keyword search," in *Proc. ICASSP*, 2015.
- [8] M. Versteegh, R. Thiollière, T. Schatz, X. N. Cao, X. Anguera, A. Jansen, and E. Dupoux, "The Zero Resource Speech Challenge 2015," in *Proc. Interspeech*, 2015.
- [9] O. J. Räsänen, G. Doyle, and M. C. Frank, "Unsupervised word discovery from speech using automatic segmentation into syllable-like units," in *Proc. Interspeech*, 2015.
- [10] H. Kamper, A. Jansen, and S. J. Goldwater, "Fully unsupervised small-vocabulary speech recognition using a segmental bayesian model," in *Proc. Interspeech*, 2015.
- [11] H. Kamper, A. Jansen, and S. J. Goldwater, "Unsupervised word segmentation and lexicon discovery using acoustic word embeddings," *IEEE/ACM Trans. Audio, Speech, Language Process.*, vol. 24, no. 4, pp. 669–679, 2016.
- [12] R. Munro, "Crowdsourced translation for emergency response in Haiti: the global collaboration of local knowledge," in *AMTA Workshop on Collaborative Crowdsourcing for Translation*, 2010, pp. 1–4.
- [13] L. J. Martin, A. Wilkinson, S. S. Miryala, V. Robison, and A. W. Black, "Utterance classification in speech-to-speech translation for zero-resource languages in the hospital administration domain," in *Proc. ASRU*, 2015.
- [14] L. Duong, A. Anastasopoulos, D. Chiang, S. Bird, and T. Cohn, "An attentional model for speech translation without transcription," in *Proc. NAACL HLT*, 2016.
- [15] M. Post, G. Kumar, A. Lopez, D. Karakos, C. Callison-Burch, and S. Khudanpur, "Improved speech-to-text translation with the Fisher and Callhome Spanish–English speech translation corpus," in *Proc. IWSLT*, 2013.
- [16] C.-y. Lee and J. R. Glass, "A nonparametric Bayesian approach to acoustic model discovery," in *Proc. ACL*, 2012.
- [17] M.-H. Siu, H. Gish, A. Chan, W. Belfield, and S. Lowe, "Unsupervised training of an HMM-based self-organizing unit recognizer with applications to topic classification and keyword discovery," *Comput. Speech Lang.*, vol. 28, no. 1, pp. 210–223, 2014.
- [18] L. Badino, A. Mereta, and L. Rosasco, "Discovering discrete subword units with binarized autoencoders and hidden-Markov-model encoders," in *Proc. Interspeech*, 2015.
- [19] R. Thiollière, E. Dunbar, G. Synnaeve, M. Versteegh, and E. Dupoux, "A hybrid dynamic time warping-deep neural network architecture for unsupervised acoustic modeling," in *Proc. Interspeech*, 2015.
- [20] O. Walter, T. Korthals, R. Haeb-Umbach, and B. Raj, "A hierarchical system for word discovery exploiting DTW-based initialization," in *Proc. ASRU*, 2013.
- [21] C.-y. Lee, T. O'Donnell, and J. R. Glass, "Unsupervised lexicon discovery from acoustic input," *Trans. ACL*, vol. 3, pp. 389–403, 2015.
- [22] H. Sakoe and S. Chiba, "Dynamic programming algorithm optimization for spoken word recognition," *IEEE Trans. Acoustics, Speech, Signal Process.*, vol. 26, no. 1, pp. 43–49, 1978.
- [23] Y. Zhang and J. R. Glass, "Unsupervised spoken keyword spotting via segmental dtw on gaussian posteriorgrams," in *Proc. ASRU*, 2009.
- [24] M. Dredze, A. Jansen, G. Coppersmith, and K. Church, "NLP on spoken documents without ASR," in *Proc. EMNLP*, 2010.
- [25] P. Jaccard, *Distribution de la Flore Alpine: dans le Bassin des dranses et dans quelques régions voisines*, Rouge, 1901.
- [26] H. Kamper, M. Elsner, A. Jansen, and S. J. Goldwater, "Unsupervised neural network based feature extraction using weak top-down constraints," in *Proc. ICASSP*, 2015.
- [27] D. Renshaw, H. Kamper, A. Jansen, and S. J. Goldwater, "A comparison of neural network methods for unsupervised representation learning on the Zero Resource Speech Challenge," in *Proc. Interspeech*, 2015.
- [28] X. Zhu and Z. Ghahramani, "Learning from labeled and unlabeled data with label propagation," Tech. Rep., CMU-CALD-02-107, 2002.
- [29] Y. Bengio, O. Delalleau, and N. Le Roux, "Label propagation and quadratic criterion," *Semi-supervised learning*, vol. 10, 2006.
- [30] D. Zhou, O. Bousquet, T. N. Lal, J. Weston, and B. Schölkopf, "Learning with local and global consistency," *Advances in Neural Information Processing Systems*, vol. 16, no. 16, pp. 321–328, 2004.